

BEVERAGES DESCRIPTION

Enjoy a **variety of 5 to 13 drinks**, depending on the configuration of your machine (1, 2 or 3 coffees and 1 or 2 solubles).

DRINKS	DESCRIPTIONS
Coffee 1	Light roast (recommended).
Coffee 2	Dark roast (recommended).
Coffee 3 (Ground)	Decaffeinated or medium roast (recommended).
Coffee 50/50	Two blends (blends 1 and 2 by default) combined in a 1/2-1/2 proportion.
Iced Coffee*	A strong shot of coffee (blend 1 by default) with a smaller quantity of water (4 oz), served on ice*.
Hot Water	Hot water for tea.
Hot Shot Blend	A strong shot of 2 blends (blends 1 and 2 by default).
Energy Shot	A strong shot of coffee (blend 1 by default) with a smaller quantity of water (4 oz).
Long Espresso	A very strong shot of coffee (blend 1 by default) with a smaller quantity of water (4 oz).
Hot Chocolate	Hot chocolate flavoured soluble.
French Vanilla	French vanilla flavoured soluble.
Chai	Chai flavoured soluble.
Cappuccino	A shot of coffee (blend 1 by default) and powder milk combined in a 1/2-1/2 proportion, with an extra whipped powder milk.
Café Latte	A shot of coffee (blend 1 by default) topped with powder milk in a 1/2-1/2 proportion.
Vanilla Coffee	Coffee (blend 1 by default) and French vanilla soluble combined in a 1/2-1/2 proportion.
Vanilla Choco	French vanilla and hot chocolate solubles combined in a 1/2-1/2 proportion.
Mokaccino	Coffee (blend 1 by default) and hot chocolate soluble combined in a 1/2-1/2 proportion.
Choco Latte	Hot chocolate soluble topped with powder milk in a 1/2-1/2 proportion.
Vanilla Choco Coffee	Coffee (blend 1 by default), French vanilla and hot chocolate solubles in a 1/3-1/3-1/3 proportion.

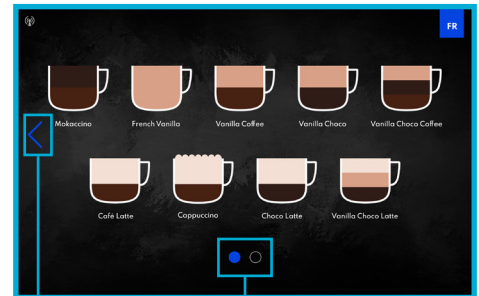
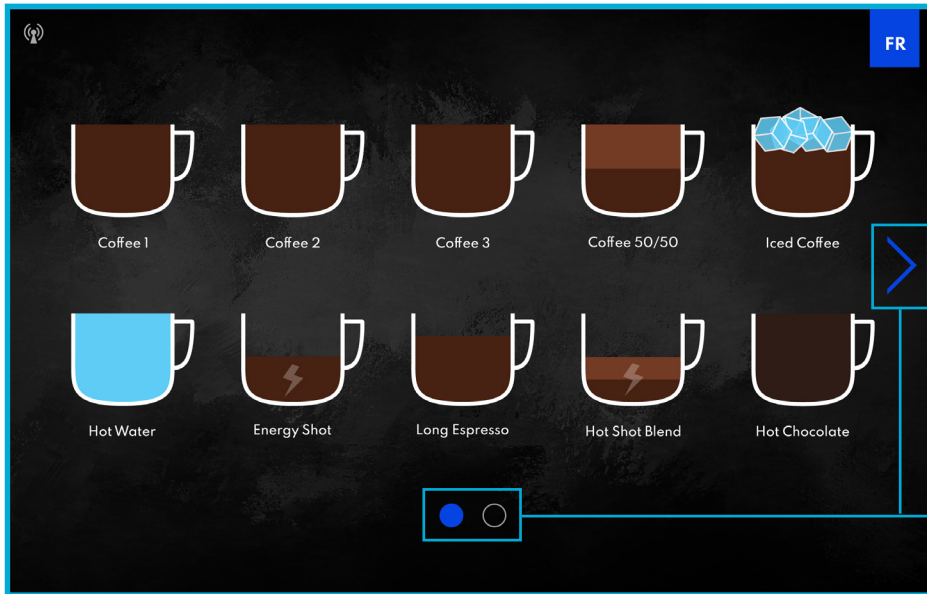
*Ice machine required.

ORDER IN 2 SIMPLE STEPS



STEP 1

Choose your beverage by pressing the according image*.

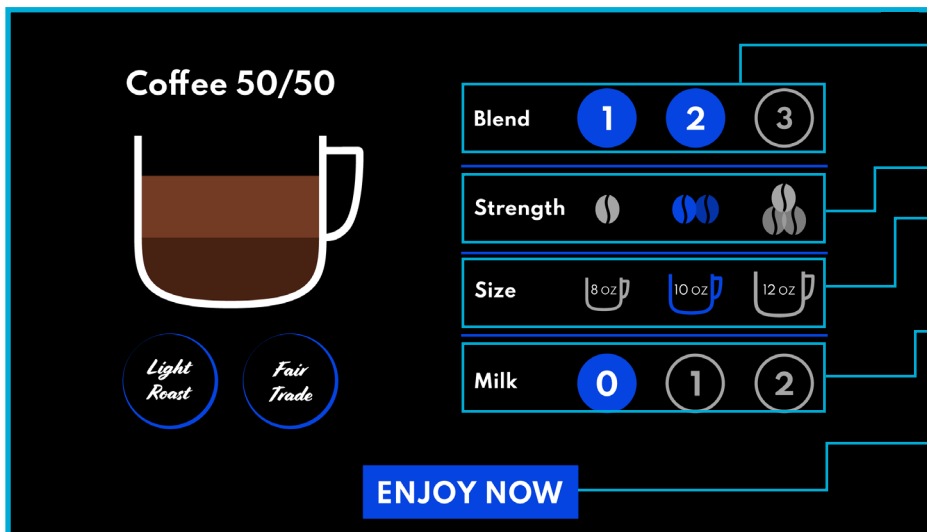


Swipe from side to side, or press the arrows or buttons to have access to the other beverages of the menu.

*Beverage selection will vary depending on the configuration of your machine (1, 2 or 3 coffees and 1 or 2 solubles).

STEP 2

Set your beverage and start its preparation. Beverage settings options vary depending on the selected recipe.



SELECT DESIRED BLEND(S).

The label or tag displayed under the cup will tell you what the blend is.

SELECT THE STRENGTH.

SELECT THE SIZE.

Refer to the cup to select the right size for your cup.

ADD UP TO 2 MILK PORTIONS.

Milk option is available for regular coffee and Coffee 50/50 recipes.

START THE PREPARATION.

Brew time varies from 15 to 62 seconds, depending on the recipe.



Evoca North America
2355, avenue Dalton, Québec (Québec) G1P 3S3, Canada
T: 800-561-6162 - F: 800-463-2739
www.evocagroupna.com

Evoca Group Headquarters
Via Roma, 24, 24030 Valbrembo BG Italy
T: +39 035606111 - F: +39 095606560
www.evocagroup.com

