



Discover the

Encore

GROUND

Your ground coffee solution!

- Reliable technology
 - Patented reverse French press system.
 - Improved whipping system for solubles.
- New elegant design
- Environmentally friendly and sustainable brewer
- Connected through a secure cellular network
 - Compliant with Sophia.
- Multiple Customizable Options
 - Adjust the cup sizes from 4 to 20 oz.
 - Set the recipes, brew strengths and gram throw to meet the roasters' high quality taste profile.
 - Upload the logo of your favorite roasters to display on the beverage settings screen*.
 - Change the beverage names & coffee tags.
 - Display promo videos during the brew time or screen saver*.
 - Add your logo and tagline to the right part of the screen saver*.
 - Change the beverage descriptions displayed during the screen saver*.
 - Choose the interface and fascia colors to fit your coffee area.

Black
Onyx

Default color

White
Coral

Jade

Sapphire

Amber


Cafection

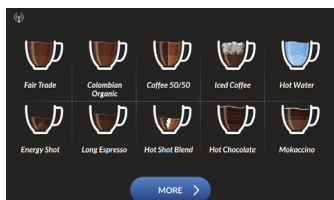
*Sophia license required.

Interface & Technology

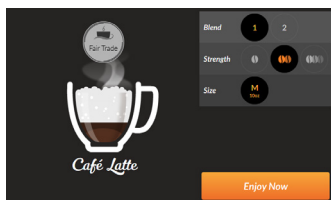
Graphic User Interface

Enhanced user experience through an intuitive and improved touchscreen technology.

- Easily recognizable images for each beverage showing the recipes' content.
- Add milk (up to 2), modify strength: watch the regular coffee image displayed change.
- Get your beverages in 2 steps only!



Default color: blue



SOPHIA

Manage your assets through our web-based application, connected to a secure and private cellular network (optional).



SOPHIA

TOUCHLESS SOLUTIONS

Order coffee without ever touching the brewer.

SCAN. SELECT. ENJOY.



Technical Specifications & Options

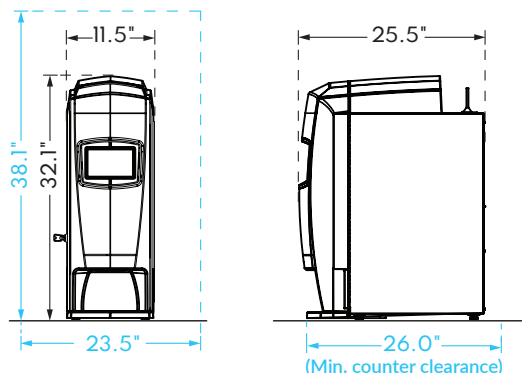
Description

- Ground coffee single-cup brewer
- 2 ground coffee canisters (1.25 lb, 1.25 lb)
- 2 soluble canisters (1.25 lb, 1.25 lb)
- 3 cup sizes
- 3 brew strengths
- 7" touch screen
- Cellular modem included
- 1,600 coffee capacity filter paper rolls

Requirements

- Electricity:** 120 VAC, 15 A, 60 Hz
- Water services:** plumbed or bottled
- Water tank capacity:** 0.8 gal
- Weight:** 78 lb

Dimensions & Minimum Space Requirements



*Ice machine required.

Beverages Selection

- Coffee (2 choices)
- Coffee 50/50
- Iced Coffee*
- Hot Water
- Long Espresso
- Energy Shot
- Hot Shot Blend
- Hot Chocolate
- Mokaccino

Vanilla Option (Default):

- Vanilla Coffee
- Vanilla Choco
- Vanilla Choco Coffee
- French Vanilla

Milk Option:

- Café Latte
- Cappuccino
- Choco Latte

Compliant Accessories & Options

- Cup & condiment dispenser
- Wood base cabinets
- Chute kit (for coffee waste)
- Sophia Optimum License

Space Improvement Options

- Drawer kit
- Extended base (fits a mug of 9")

Integrated Option

ADA compliant touchpad:
An adapted keyboard to help people who are not able to reach the screen or are not comfortable using it to order coffee. Also compliant with the Americans with Disabilities Act (ADA).

Vending Options

- Coin mechanism & coin kit
- Bill acceptor & bill box
- Credit card reader



More info



A brand of
Evoca Group

Evoca North America
2355, avenue Dalton, Québec (Québec) G1P 3S3, Canada
T: 800-561-6162 - F: 800-463-2739
www.evocagroupna.com

Headquarters: Evoca S.p.A.
Via Roma, 24 - 24030 Valbrembo (BG) Italy
T. +39 035606111
www.evocagroup.com

23BR001-EGA
Encore Ground Brochure | 2025-01