

# High Capacity Brewer

# Encore

VENTI

## Ideal for micromarkets and convenience stores

- Reliable technology
  - Patented reverse French press system: large capacity brew group.
  - Commercial grade burr grinder.
  - Improved whipping system for solubles.
- New elegant design
- Environmentally friendly and sustainable brewer
- Connected through a secure cellular network
  - Compliant with Sophia.
- Multiple Customizable Options
  - Adjust the cup sizes from 4 to 24 oz (in a single brew cycle).
  - Set the recipes, brew strengths and gram throw to meet the roasters' high quality taste profile.
  - Upload the logo of your favorite roasters to display on the beverage settings screen\*.
  - Change the beverage names & coffee tags.
  - Display promo videos during the brew time or screen saver\*.
  - Add your logo and tagline to the right part of the screen saver\*.
  - Change the beverage descriptions displayed during the screen saver\*.
  - Choose the interface to fit your coffee area.



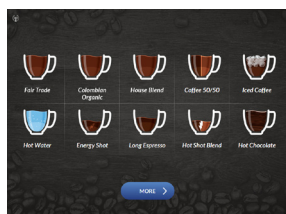
\*Sophia license required.

# Interface & Technology

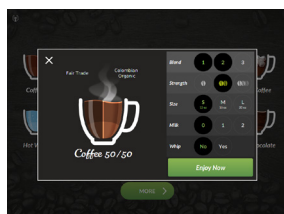
## Graphic User Interface

Enhanced user experience through an intuitive and improved touchscreen technology.

- Easily recognizable images for each beverage showing the recipes' content.
- Add milk (up to 2), modify strength: watch the regular coffee image displayed change.
- Get your beverages in 2 steps only!



Default color: blue




SOPHIA

Manage your assets through our web-based application, connected to a secure and private cellular network (optional).



## SOPHIA TOUCHLESS SOLUTIONS

Order coffee without ever touching the brewer.



# Technical Specifications & Options

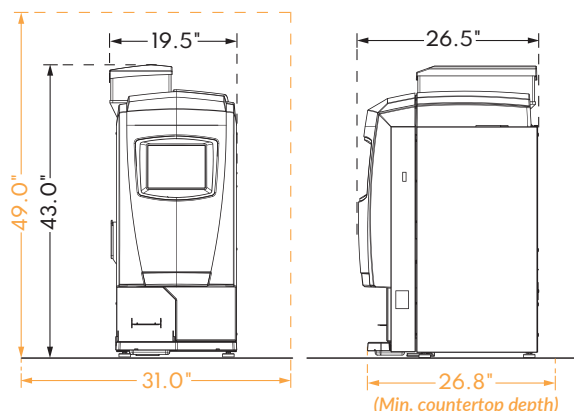
## Description

Fresh bean to cup coffee machine  
3 bean hopper (4.0 lb, 2.0 lb, 4.0 lb)  
3 soluble canisters (1.1 lb, 5.5 lb, 5.5 lb)  
3 cup sizes  
3 brew strengths  
10.4" touch screen  
Cellular modem included

## Requirements

**Electricity:** 120 VAC, 15 A, 60 Hz  
**Optional:** 220 VAC, 20 A, 60 Hz  
**Water services:** plumbed or bottled  
**Water tank capacity:** 0.8 gal  
**Weight:** 138 lb

## Dimensions & Minimum Space Requirements



\*Ice machine required.

## Beverages Selection

Coffee (3 choices)  
Coffee 50/50  
Iced Coffee\*  
Hot Water  
Long Espresso  
Energy Shot  
Hot Shot Blend  
Café Latte  
Cappuccino  
Hot Chocolate  
Mokaccino  
Choco Latte  
French Vanilla  
Vanilla Coffee  
Vanilla Choco  
Vanilla Choco Coffee  
Vanilla Choco Latte

## Compliant Accessories & Options

Cup & condiment dispenser  
Wood base cabinets  
Chute kit (for coffee waste)

## Connectivity

Sophia Optimum license

## Integrated Option

Printer  
Cup detector  
ADA compliant touchpad:  
An adapted keyboard to help people who are not able to reach the screen or are not comfortable using it to order coffee. Also compliant with the Americans with Disabilities Act (ADA).

## Vending Options

Coin mechanism & coin kit  
Bill acceptor & bill box  
Credit card reader



More info



A brand of  
**Evoca Group**

**Evoca North America**  
2355, avenue Dalton, Québec (Québec) G1P 3S3, Canada  
T: 800-561-6162 - F: 800-463-2739  
www.evocagroupna.com

**Headquarters: Evoca S.p.A.**  
Via Roma, 24 - 24030 Valbrembo (BG) Italy  
T. +39 035606111  
www.evocagroup.com

23BRO01-EVA  
Encore Venti Brochure | 2025-01