

Opera Touch

Necta



GENERAL FEATURES

USER INTERFACE

- Selection area with wide 13.3" full HD touch screen
- Easy-to-use and convenient drink menu with large product icons and elegant design
- Customizable GUI and labels
- Customizable nutritional facts for each selection

PERFORMANCE

- Renowned Z4000 NE espresso brew group with 7.5g to 15g capacity
- Wide, ergonomic selection of up to 6 product categories with 10 drinks each
- 24 volts variable speed mixer
- Adjustable grinder blades for a perfect grind
- Complete standalone unit delivering 12 oz paper cups and dry sugar
- 340 cups capacity (85 cups per turret)
- Included hygiene kit for quick, swap and go on location maintenance

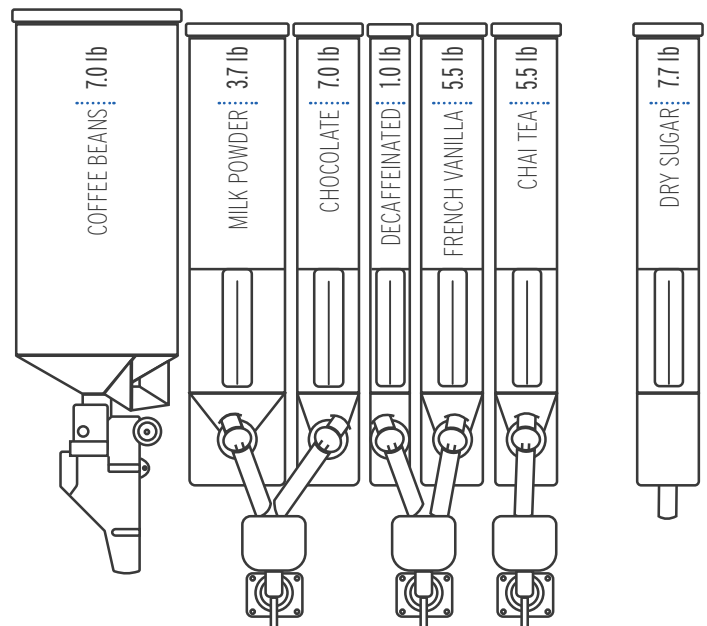
ELECTRONICS

- Advanced electronics with proven reliability
- Simple and intuitive programming and customization of the technical menu
- Flexible management of any MDB compatible payment system
- Conforms to EVA-DTS standard data format
- Standard DEX port to easily connect your data collection device



INGREDIENTS

- 1 coffee bean hopper
- 6 soluble canisters
- - Dry sugar canister in the door



RECIPES

COFFEE OPTIONS


- Espresso
- Double Espresso
- Americano
- Americano With Milk
- Americano With Sugar
- Americano With Milk & Sugar
- Cappuccino
- Latte

SOLUBLE INGREDIENTS OPTIONS

- Hot Chocolate
- Hot Chocolate With Milk
- Hot Chocolate With French Vanilla
- Cafe Mocha
- French Vanilla
- French Vanilla With Milk
- Cafe Vanilla
- Chai Tea
- Chai Tea With Milk
- Dirty Chai

DECAFFEINATED OPTIONS

- Coffee
- Coffee With Milk
- Coffee With Sugar
- Coffee With Milk & Sugar
- Latte
- Cappuccino
- Cafe Vanilla
- Cafe Mocha
- Dirty Chai



**A PERSONAL TOUCH
TO YOUR COFFEE BREAK**



**AN ESPRESSO BREW GROUP
FOR A PERFECT COFFEE**



**A SIMPLIFIED NAVIGATION
BY CUSTOMIZABLE CATEGORIES**

**GREEN
TASTES BETTER**




SOPHIA CONNECTIVITY

REMOTELY MANAGE YOUR BREWER

The Opera Touch is now on Sophia! Using the power of the Internet of Things (IoT), remotely manage every single brewer in your fleet through the Sophia online platform.

From the comfort of your chair, maximize the potential of your machine and oversee:

- Drink Meters & Analytics
- Video Customization
- Recipes
- Cleaning and Rinsing
- Next Maintenance Planification



TECHNICAL SPECIFICATIONS

MACHINE SPECIFICATIONS

HEIGHT	72.04 in
WIDTH	23.62 in
DEPTH	29.13 in
DEPTH WITH OPEN DOOR	49.21 in
WEIGHT	297.62 lb
VOLTAGE	110 - 120 V
CYCLE	60 Hz
POWER	1250 W
PLUG	NEMA 5 - 15P
FILTRATION SYSTEM	Internal Filtration Bracket
CUP CAPACITY	Up to 340, 85 per turret
CUP SENSOR	Yes
SCREEN SIZE	Touch screen 13.3"
SCREEN RESOLUTION	Full HD (1080 x 1920 pixel)
COFFEE BREWING SYSTEM	Z4000 NE Espresso
FREE VEND	Yes

PAPER CUP SPECIFICATIONS

CUP SIZE	12 oz
DIAMETER	81 mm
TYPE	Vending
WALL	Single
MATERIAL	PE Coated Paper

PROTOCOLS & CONNECTIVITY

DEX (DATA EXCHANGE)	Yes
DEX PORT	¼ Jack
EVA/DTS COMMUNICATION MODULE	Yes
EVA/DTS EXPORT	Via DEX, Email and USB
MDB	Yes
MDB PAYMENT DEVICES	Eport, Coin and Bill
CASHLESS CONFIGURATION	Yes



More Info

Necta

A brand of
Evoca Group

Evoca North America
2355, avenue Dalton, Québec (Québec) G1P 3S3, Canada
T: 800-561-6162 - F: 800-463-2739
www.evocagroupna.com

Headquarters: Evoca S.p.A.
Via Roma, 24 - 24030 Valbrembo (BG) Italy
T. +39 035606111
www.evocagroup.com

23BRO01-OTA
Opera Touch Brochure | 2025-02